




NOTE

SIGN	DESCRIPTION	SPECIFICATION	REMARK
09	상/하수 WALL POCKET	3P 30A 12OUT, XLR x 2	
10	HOUSE CONTROL BOARD	6 AUD'	
11	DIRECT POWER PANEL	MAIN 4P 75A, 3P 30A SOUT	
12	MAIN & R/D UNIT PANEL	6 AUD' / 12 RD	담머실
13	DIMMER UNIT PANEL (기존 장비 활용)	EC-21 / 96DIM	
14	COMPUTER CONSOLE (기존 장비 활용)	EXPRESS 24/48	
15	SUB CONTROL CONSOLE	6 AUD' / 12 RD	

배관 배선

SYMBOL	DESCRIPTION
 a	TO DIMMER & R/D UNIT PANEL HFIX 6.0SQ x 12C, GV 4.0SQ x 1C (36C) BELDEN CABLE #9829 (16C)
 b	TO AUD' & R/D UNIT PANEL CPEV 0.65mm x 10PR (16C)
 c	TO AUD' & R/D UNIT PANEL F-CV 25.0SQ x 4, GV 6.0SQ (54C)

1 3F 공연장 3관 FLOOR WIRING PLAN

SCALE : 1/100

NOTE

NO	DATE	REVISION	DRWG	APPD

PROJECT TITLE

PROJECT NO.

APPROVED

CHECKED1

CHECKED2

DRAWN

DRAWING TITLE

3F 공연장 3관
FLOOR WIRING PLAN

FILE NAME

SCALE

1/100

DATE

14. 03.

DRAWING NO.

LT-3-3